

# How to Care for Your Custom Shirts

Your custom shirts are special. Imprinted with *your* one-of-a-kind design. Keep them looking great wash after wash – follow the basic care instructions below for happy washing and wearing!

## To Wash:



- > Do NOT dry clean.
- > Turn shirt inside-out.
- > Machine wash COLD on gentle cycle.
- > Wash with like colors.

## To Dry:



To prevent shrinkage and maintain the vibrancy of your design, lay flat to dry OR tumble dry on lowest heat setting.





## To Iron:



Turn shirt inside-out and use a low heat setting (no steam). Avoid screen printed or embroidered areas.

## The Weird & Wonderful World of Care Symbols

Triangles. Circles. Dots. Random slanty lines. Ever notice the row of care symbols on your apparel tags? Here's a guide to some of our favorite oddball symbols. Believe it or not that triangle actually *means* something!

Care Symbol	What it Means	CustomInk Says...
	Do not steam	Iron on low heat, inside out, no steam – avoid decorated areas.
	Tumble dry normal, high heat	Watch those heat settings! High heat can shrink your t-shirts (especially ones that aren't pre-shrunk, like American Apparel).
	Dry clean, no steam	Who dry cleans a t-shirt?!?
	Non-chlorine bleach when needed	Invest in a bleach pen – great for spot-treating stains!